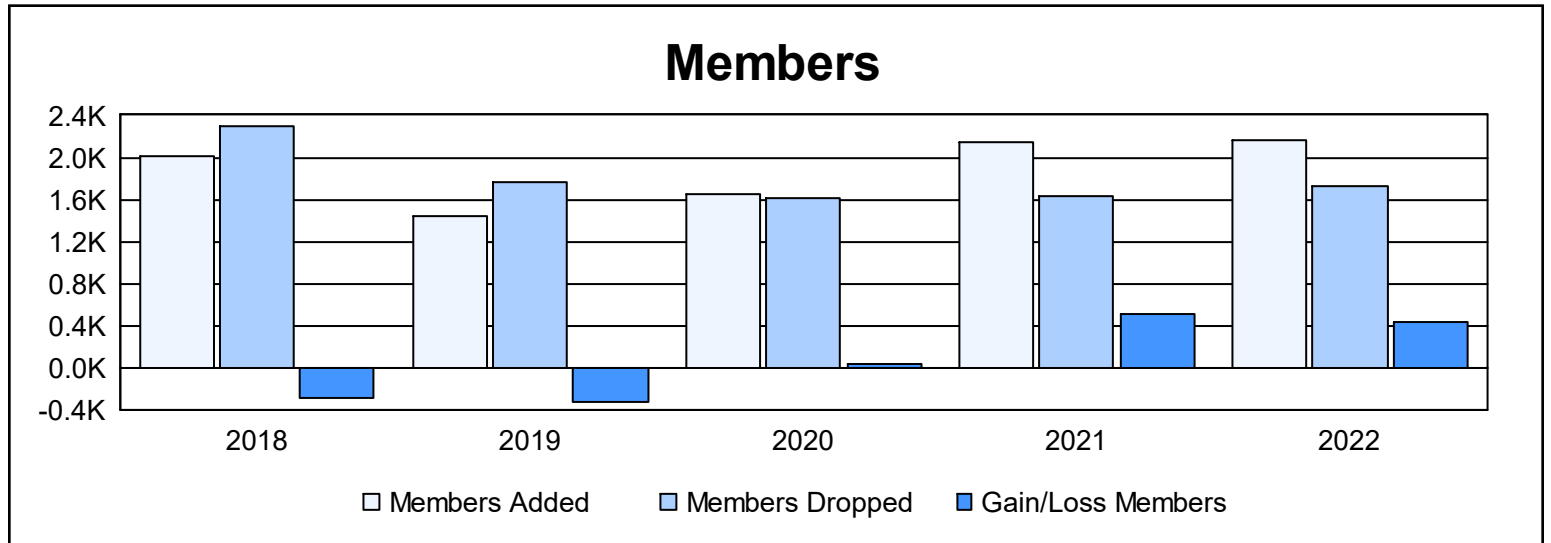
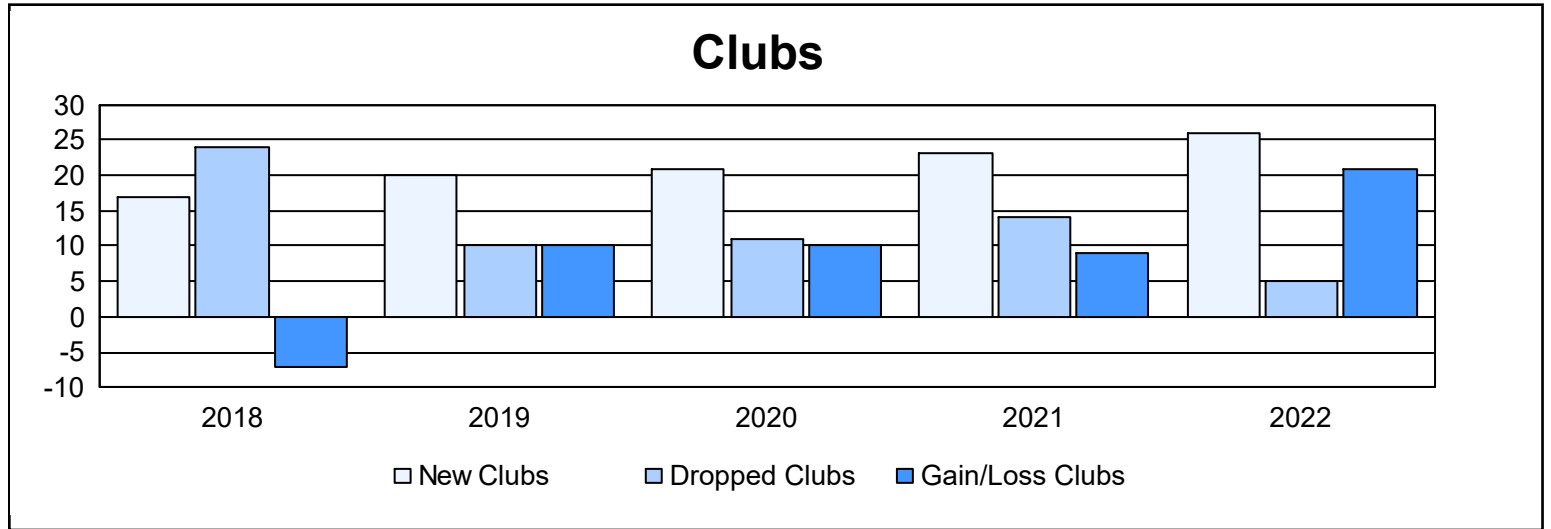
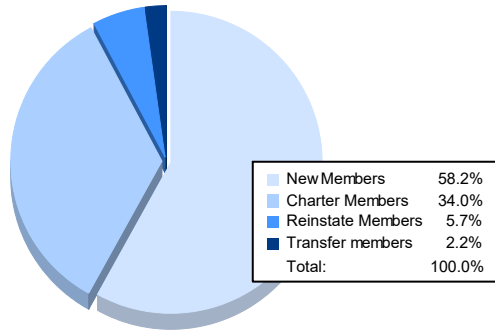


| Year           | New Clubs | Dropped Clubs | Gain/ Loss Clubs | New Members  | Charter Members | Reinstate Members | Transfer Members | Total Member Added | Total Members Dropped | Gain/ Loss Members |
|----------------|-----------|---------------|------------------|--------------|-----------------|-------------------|------------------|--------------------|-----------------------|--------------------|
| 2017-2018      | 17        | 24            | -7               | 1,316        | 488             | 153               | 44               | 2,001              | 2,289                 | -288               |
| 2018-2019      | 20        | 10            | 10               | 777          | 545             | 73                | 40               | 1,435              | 1,770                 | -335               |
| 2019-2020      | 21        | 11            | 10               | 932          | 560             | 88                | 61               | 1,641              | 1,606                 | 35                 |
| 2020-2021      | 23        | 14            | 9                | 1,328        | 643             | 130               | 35               | 2,136              | 1,626                 | 510                |
| 2021-2022      | 26        | 5             | 21               | 1,253        | 732             | 122               | 47               | 2,154              | 1,728                 | 426                |
| <b>Average</b> | <b>21</b> | <b>13</b>     | <b>9</b>         | <b>1,121</b> | <b>594</b>      | <b>113</b>        | <b>45</b>        | <b>1,873</b>       | <b>1,804</b>          | <b>70</b>          |



### Membership Composition June 2022 Cumulative



### Gender Composition June 2022 Cumulative

